

Hematology Analyzer Z3

A new generation 3-diff hematology analyzer



Hematology

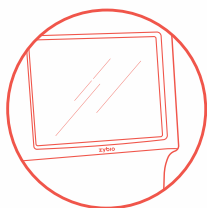


Hematology Analyzer Z3


Z3 is a new generation 3-diff hematology analyzer with 21 parameters and 3 histograms. It is designed for laboratories with low-volume workload. It is capable of serving medium or large laboratories as a back-up. This Z3 can deliver you confident results and maximize your workflow efficiency via its intuitive software interface, simplified hydraulic design and quality hardware module.



Highlight

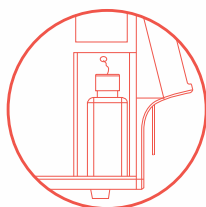


- Intuitive navigation menu 10.4-inch large touch screen



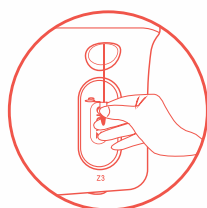
Compact design

- Small size for space saving



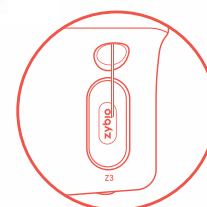
Cost saving

- Two reagents, lyse inside the analyzer
- Low reagent consumption



Good performance in capillary blood mode

- WB mode: 10 μL
- PD mode: 20 μL
- Applicable for pediatric dept.



The fastest throughput

- 70 samples/h

General Feature

- One key to aspirate probe cleanser for deep cleaning in whole device
- Multi-language, such as Chinese, English, Spanish, Portuguese and etc.
- Freely shift parameter unit, including China, International, UK, French, Netherlands and etc.
- Longer shelf life up to 24 months for Diluent and Lyse
- Cyanide free measurement for HGB, stable and environment-friendly liquid
- Simplified and modern outer packaging stem from Swiss design
- Reagent inventory monitored by two ways including software and hardware components
- Automatically loaded lot number and expiry information through a barcode scanner



Performance & Specification

Performance					
Parameters	Background	Precision		Carry-over	Linearity range
		Detection Limits	CV		
WBC(10 ⁹ /L)	≤0.2	(7.00~15.00)	≤2.0%	≤0.5%	(0~300.00)
		(4.00~6.9)	≤2.5%		
RBC(10 ¹² /L)	≤0.02	(3.50~6.50)	≤1.5%	≤0.5%	(0~8.00)
HGB(g/dL)	≤0.1	(11~18)	≤1.5%	≤0.5%	(0~25)
HCT(%)/MCV(fL)	HCT≤0.5	MCV:(70~110)	≤0.5%	/	HCT:(0~67)
PLT(10 ⁹ /L)	≤5	(100~149)	≤5.0%	≤1.0%	(0~4000)
		(150~500)	≤4.0%		
Specification					
Principle		Impedance method for WBC, RBC, PLT counting			
		Cyanide free reagent for HGB test			
Parameter		21 Parameters: WBC, Lym#, Mid#, Gran#, Lym%, Mid%, Gran%, RBC, HGB, HCT, MCV, MCH, MCHC, RDW-CV, RDW-SD, PLT, MPV, PDW, PCT, P-LCR, P-LCC			
		3 Histograms: WBC, RBC, PLT			
Throughput		70 samples per hour			
Sample volume		Whole blood: 10 μl			
		Pre-diluted: 20 μl			
Reagent		2 reagents+1 maintenance cleanser			
		(Diluent, Lyse, Probe cleanser)			
Calibration		Manual calibration			
		Auto calibration: calibrator, fresh blood			
QC		L-J,X-B			
Input		10.4-inch touch screen			
		Mouse, keyboard (optional)			
Output		Built-in recorder, external printer (optional)			
Data storage		≥40,000			
Interface		LAN port, HL7 protocol, support bilateral LIS			
		4 USB ports for external printer, external barcode scanner, keyboard, etc.			
Power requirement		100V-240V~, 50/60Hz, < 200W			
Working environment		15°C-35°C			
Weight		18Kg			
Dimension(mm)		300(W)X400(D)X410(H)			

Authorized Channel Partner

D. G. Technologies

Office # 10, First Floor, Wing "A", Above Woodland Showroom,
Malaviya Chowk, Rajkot - 360001, Gujarat, India
+91 93771 74274
info.dgtechnologies@gmail.com

Zybio Inc.

Address: Floor 1 to Floor 5, Building 30, No.6 of Taikang Road,
Block C of Jianqiao Industrial Park, Dadukou District, 400082 Chongqing,
PEOPLE'S REPUBLIC OF CHINA

Tel: +86-23 6865 5509 Fax: +86-23 6869 9779

Email: info@zybio.com Website: www.zybio.com

EN-C-XY-Z3-I-20210922H

Hematology